

# **Solidworks Tutorial Dynamic Spring Stretch By Dragging In Assembly**

Comprehensive Research & Analysis Report

Author: Harbor Industrial Dev Hub

Generated on: July 10, 2026

# Table of Contents

- â€¢ 1. Executive Summary & Introduction
- â€¢ 2. Core Concepts & Overview
- â€¢ 3. In-Depth Technical Analysis
- â€¢ 4. Frequently Asked Questions (FAQ)
- â€¢ 5. Conclusion & Disclaimer

## 1. Executive Summary & Introduction

This comprehensive research document provides a deep dive into the subject of Solidworks Tutorial Dynamic Spring Stretch By Dragging In Assembly. Our research team has compiled the latest updates, verified facts, and contextual background to offer a definitive overview. Whether you are an academic researcher, industry professional, or general reader, this document aims to address all critical facets of the topic.

Spiritual and intellectual renewal often captures people's attention in unexpected ways. Solidworks Tutorial Dynamic Spring Stretch By Dragging In Assembly is one such movement that intertwines deep thoughts and community engagement. 4,9 â€¢â€¢â€¢â€¢â€¢ (328.726) Â· Free Â· Business

## 2. Core Concepts & Overview

To fully understand Solidworks Tutorial Dynamic Spring Stretch By Dragging In Assembly, it is essential to first outline the core definitions and foundational elements. This section discusses the history, recent milestones, and primary categories associated with the subject.

### Background & Evolution











































Over the past few years, there has been a significant surge in interest regarding this field. Industry analyses indicate that Solidworks Tutorial Dynamic Spring Stretch By Dragging In Assembly has played a pivotal role in driving discussions, setting new standards, and influencing community standards globally.

### Primary Classifications

- â€¢ Foundational Aspects: The basic components that form the structure of Solidworks Tutorial Dynamic Spring Stretch By Dragging In Assembly.
- â€¢ Intermediate Indicators: Variables that determine the growth and impact of the subject.
- â€¢ Future Implications: Long-term trends and predictions that will shape the evolution of this topic.

### 3. In-Depth Technical Analysis

Our analysis of public records, media reports, and community insights reveals several key details about Solidworks Tutorial Dynamic Spring Stretch By Dragging In Assembly. Below is a collection of compiled notes and technical insights:

www.idesignCad.com This video shows how to model a Join this channel to get access to perks:  ... For new and updated Videos to our NEW Chanel: This Have you ever wanted to show a flexible part Very Simple and Easy Way to Create it is very useful, isn't it? 3 reasons why you should hire us...                                           

## 4. Contextual Analysis (Continued)

Continuing our detailed review of Solidworks Tutorial Dynamic Spring Stretch By Dragging In Assembly, we examine secondary source materials and community-driven data points:

Additional data points indicate that the interest in Solidworks Tutorial Dynamic Spring Stretch By Dragging In Assembly remains steady across multiple platforms. Experts suggest that maintaining a structured approach to analyzing these metrics is crucial for long-term tracking.

## 5. Frequently Asked Questions

### **Q1: What is the main objective of Solidworks Tutorial Dynamic Spring Stretch By Dragging In Asse**

A1: The primary goal is to establish a comprehensive framework for understanding the core attributes, historical developments, and current trends associated with Solidworks Tutorial Dynamic Spring Stretch By Dragging In Assembly.

### **Q2: Who is the target audience for this report?**

A2: This document is tailored for researchers, analysts, and anyone seeking verified, structured information on the topic.

### **Q3: How often is this research updated?**

A3: Our editorial team reviews public data streams regularly to ensure all references and figures remain accurate and up-to-date.

## 6. Conclusion & Summary

In conclusion, Solidworks Tutorial Dynamic Spring Stretch By Dragging In Assembly represents a dynamic and evolving area of study. By examining the facts and data compiled in this document, it is clear that its significance will continue to grow.

### Disclaimer

The information contained in this document is for educational and research purposes only. While we strive to ensure the accuracy of all compiled data, estimates and records are subject to change. Readers are encouraged to verify information independently.

### References & Resources

- Academic Library Archives

- Public Registry Records

- Community Press Releases